


Cement finisher



Description of the trade

- Prepares, installs, finishes, and repairs cement on surfaces such as floors, walls, sidewalks, and pavement
- Applies treatments and installs waterproofing membranes and products

ACCESS TO CONSTRUCTION SITES

- Present to the CCQ proof of completion of DEP - Preparing and Finishing Concrete and of a job guarantee from an employer registered with the CCQ, for at least 150 hours spread over three consecutive months. This leads to an apprentice competency certificate in the trade.
- Measures are in place to increase the presence of women on construction sites by 2018. Consult them at mixite.ccq.org.

APPRENTICESHIP SYSTEM

- Have completed the two apprenticeship periods of 2,000 hours each (4,000 hours total) in order to be eligible for the provincial qualification examination that leads to obtaining the journeyman competency certificate for the trade.

SKILLS AND INTERESTS

- Acquire knowledge related to properties of cement (setting time, hardness, waterproofing)
- Be independent and careful
- Be able to work in a team
- Have good physical strength and endurance
- Possess good knowledge of applied mathematics and interpretation of plans and specifications

Average annual salary*

Apprentice**	\$25,808
Journeyman***	\$44,883
Journeyman working at least 500 hours	\$57,097
Proportion****	76%

* Includes premiums, overtime hours, and compensation for paid statutory holidays and the obligatory annual vacations provided in the collective agreements.
 ** Average salary of graduates admitted in 2014, for the 12 months following their admission.
 *** Average salary in 2015 of those having reported at least one hour of work.
 **** Proportion of journeymen in this trade having accumulated at least 500 hours in 2015. Does not include income that may have been made for work not falling under the construction collective agreements.

Integration into the labour market

	Annual average 2012-2015	2016
New admissions to the CCQ	237	224
Placement rate of graduates*	17.7%	n/a

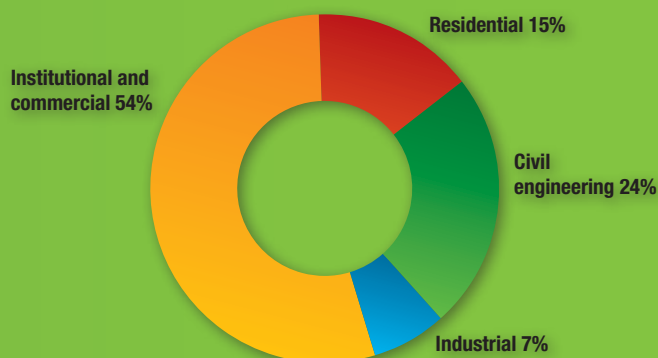
* Source: *La Relance au secondaire en formation professionnelle*, survey by the Ministère de l'Éducation et de l'Enseignement supérieur du Québec. New graduates are asked about their employment situation on June 1, after they have obtained their diploma.

Hourly wage* according to the collective agreements

	Industrial, institutional and commercial	Civil engineering and roadwork	Light residential
Apprentice			
1 st period	\$25.49	\$25.80	\$23.60
2 nd period	\$30.96	\$31.32	\$28.65
Journeyman	\$36.42	\$36.85	\$33.71

*Wage in May 2016.

Volume of work per sector



Job prospects



- In 2016, the number of cement finishers active in the industry rose slightly, to 2,991 active workers. A total of 939 employers use the services of cement finishers.
- This trade experiences great seasonal fluctuations.
- More than half the work is generated by the institutional and commercial sector, where activity is expected to decline gradually in coming years. The civil engineering and roadwork sector, however, where cement finishers perform almost a fourth of their work, should see growth.
- In 2016, 224 new apprentices entered the industry, close to the average for the past four years (237). New graduate apprentices earn an average of \$25,800 in their first year. Almost 76% of journeymen work more than 500 hours and earn an average annual income of \$57,000.
- Job prospects for this trade are quite good. High workforce turnover should create demand for new workers, but part of this demand could be met by workers currently available.

Training

Study program:

Diploma of vocational studies (DEP) -
Préparation et finition du béton (5343) and
Preparing and Finishing Concrete (5848)

Duration of training: 900 hours

Academic prerequisite: Category 2*

* The academic prerequisites for all trades and occupations in this brochure are described on page 74.

Training generally offered in the following regions:

- Capitale-Nationale
- Laurentides
- Montréal



To find out which public facilities are authorized to offer this study program, consult the website www.inforoutefpt.org

Number of employed workers in 2016

Abitibi-Témiscamingue	31
Bas-Saint-Laurent-Gaspésie	71
Côte-Nord	23
Estrie	406
Island of Montréal	497
Laval-Laurentides-Lanaudière	870
Mauricie-Bois-Francs	216
Montréal	494
Outaouais	126
Québec	455
Saguenay-Lac-Saint-Jean	84
Outside of Québec and Baie-James	18
Total	2,991

Number of employed women 31

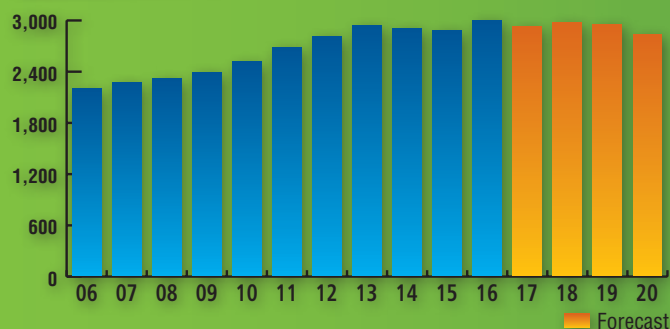
Worker mobility

Proportion of workers who travel from one region to another:*

Cement finisher	16%
All trades and occupations	17%

* Excluding travel between the Montréal, Island of Montréal, and Laval-Laurentides-Lanaudière regions.

Number of employed workers from 2006 to 2020



Age of the workforce in 2016

	Average age	Under 30 years	30-54 years	55 years and over	Total number of workers
Apprentice	32	52%	44%	4%	1,205
Journeyman	42	15%	69%	16%	1,786
Total, cement finishers	38	30%	58%	12%	2,991
All trades and occupations	39	26%	58%	16%	153,700